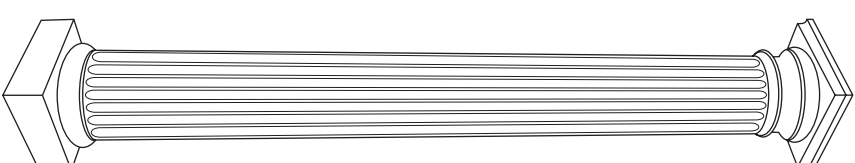
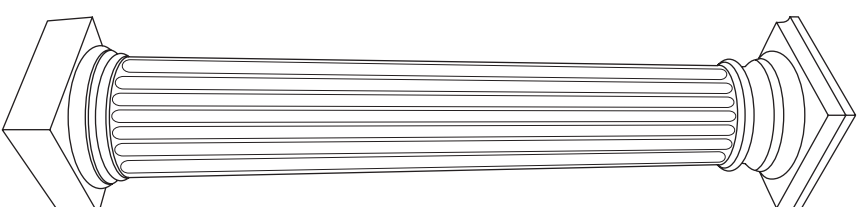
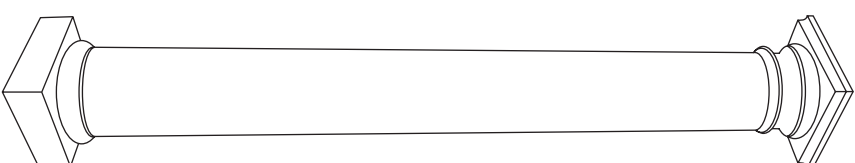
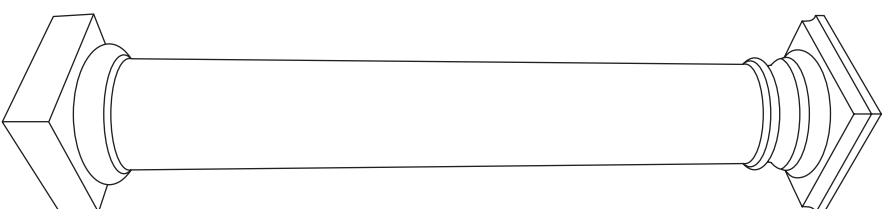
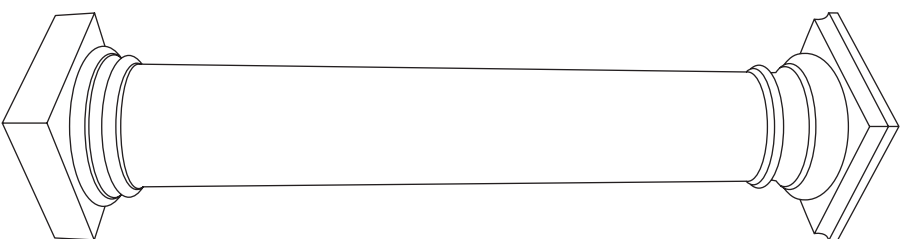
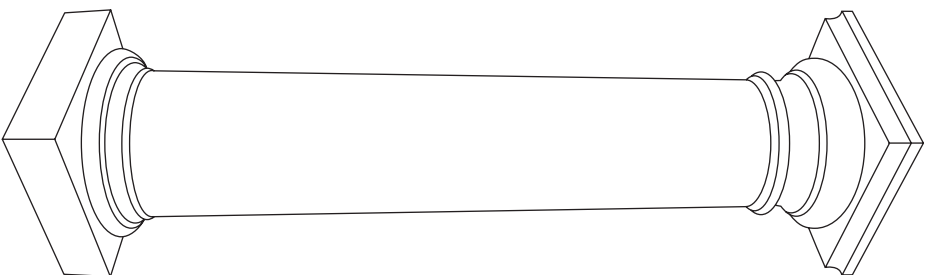


# COLUMNS All showing Doric Capitals

## Plain Style



## Fluted Style

### COLUMN DIAMETER

250 – 300 mm

215 – 265 mm

180 – 230 mm

150 – 180 mm

180 – 230 mm

150 – 180 mm

### MAXIMUM HEIGHT

3302 mm

3020 mm

2750 mm

2527 mm

2750 mm

2527 mm

Note: Diagrams not to scale.

# COLUMNS

## Specifications in mm

TYPE OF COLUMN	CAPITAL STYLES AVAILABLE	BASE STYLES AVAILABLE
<b>PLAIN</b> 250 – 300 diameter	<b>DORIC</b> 440 x 440 x 315	<b>SQUARE</b> 440 x 440 x 210
<b>PLAIN</b> 215 – 265 diameter	<b>DORIC</b> 335 x 335 x 205	<b>SQUARE</b> 360 x 360 x 205
<b>PLAIN</b> 180 – 230 diameter	<b>DORIC</b> 275 x 275 x 172 <b>CORINTHIAN</b> 310 x 310 x 260 <b>IONIC</b> 360 x 360 x 125	<b>BANK BASE</b> 310 x 310 x 180 <b>DOUBLE RING</b> 290 x 290 x 180
<b>PLAIN</b> 150 – 180 diameter	<b>DORIC</b> 235 x 235 x 127 <b>FANCY</b> 245 x 245 x 222	<b>SMALL SQUARE</b> 230 x 230 x 114
<b>FLUTED</b> 180 – 230 diameter	<b>DORIC</b> 275 x 275 x 172 <b>CORINTHIAN</b> 310 x 310 x 260 <b>IONIC</b> 315 x 315 x 95	<b>BANK BASE</b> 310 x 310 x 178 <b>DOUBLE RING</b> 315 x 315 x 165
<b>FLUTED</b> 150 – 180 diameter	<b>DORIC</b> 235 x 235 x 127 <b>FANCY</b> 245 x 245 x 222	<b>SMALL SQUARE</b> 230 x 230 x 114

- Colours available: Grey concrete or sandstone buff.
- All columns made to order.
- All columns made to client's own height specification, up to maximum heights quoted.
- Allow 3-4 weeks for manufacturing and curing.